

See discussions, stats, and author profiles for this publication at: <https://www.researchgate.net/publication/303769927>

Effect of different mulching materials on maize growth and yield in conservation agriculture systems of sub-humid Zimbabwe

Article · June 2016

DOI: 10.3934/agrfood.2016.2.239

CITATIONS

2

READS

1,227

3 authors:



W. Mupangwa

International Maize and Wheat Improvement Centre (CIMMYT)

74 PUBLICATIONS 979 CITATIONS

[SEE PROFILE](#)



Isaiah Nyagumbo

Consultative Group on International Agricultural Research

45 PUBLICATIONS 444 CITATIONS

[SEE PROFILE](#)



Eleanor Mutsamba

International Maize and Wheat Improvement Center

5 PUBLICATIONS 15 CITATIONS

[SEE PROFILE](#)

Some of the authors of this publication are also working on these related projects:



Sustainable Intensification in Maize-legume Systems of Eastern and Southern Africa (SIMLESA) [View project](#)



Legumes agronomy [View project](#)



Research article

Effect of different mulching materials on maize growth and yield in conservation agriculture systems of sub-humid Zimbabwe

W. Mupangwa*, I. Nyagumbo, and E. Mutsamba

CIMMYT Southern Africa Regional Office, P.O. Box MP 163, Mount Pleasant, Harare, Zimbabwe

* **Correspondence:** Email: w.mupangwa@cgiar.org; mupangwa@yahoo.com.

Abstract: The introduction of conservation agriculture (CA) for smallholders increased the competition for crop residues between crop and livestock enterprises of the mixed smallholder farming system. Smallholders practicing CA have resorted to using grass and leaf litter in addition to available crop residues. The effect of these different mulching materials on maize (*Zea mays* L.) growth and yield is not well documented in smallholder CA systems of southern Africa. A two-year experiment was run in 2012/13 and 2013/14 seasons to evaluate the effect of maize residues, grass (*Hyparrhenia filipendula* (L.) Stapf.) and leaf litter that farmers are currently using and residues from leguminous species, sunhemp (*Crotalaria juncea* L.) and *Tephrosia* (*Tephrosia vogelii* ((Hook) f.)) on maize nitrogen (N) uptake, growth and yield.

Significant differences in soil water content across treatments were only observed during March in 2012/13 season. Maize residues retained more soil water and *Tephrosia* had the lowest soil water content when seasonal rainfall pattern was erratic. Grass and *Tephrosia* treatments had the lowest chlorophyll content. Conventional ploughing, maize residues and leaf litter had similar chlorophyll content which was significantly higher than grass and *Tephrosia* treatments. At a site with higher initial soil fertility conventional ploughing treatment out yielded the other treatments by 727–1265 kg ha⁻¹. With more degraded sandy soil conventional practice had 119–430 kg ha⁻¹ more maize grain than the CA treatments. With adequate fertilization, the mulching materials have a similar effect on maize growth in basins and direct seeding. Further studies on different application rates of mulching materials and mineral N fertilizer, and nutrient release patterns of these residues are critical in order to better understand soil fertility management under smallholder CA systems.

Keywords: chlorophyll content; grass mulch; leaf litter; maize residues; *Tephrosia*

1. Introduction

Mixed crop-livestock production characterizes smallholder farming systems in some agro-ecological regions of southern Africa [1,2]. Crops are multi-purpose as they are a source of food and income for the farming families, and livestock derive dry season feed and bedding materials for kraals from the cropping enterprise [3]. The livestock enterprise, dominated by cattle (*Bos indicus* L.) and small stocks such as goats (*Capra hircus* L.), generate manure for crop production, and income sourced through livestock sales is sometimes used for purchasing farming inputs [1,3]. Cattle are also a source of draught power for land preparation and transport on smallholder farms [4]. Livestock also serve social roles in southern Africa, are a status symbol in the rural communities and buffer most farming households against the risk of adverse weather that impede crop production in some years [4,5]. Major crops grown on smallholder farms include maize (*Zea mays* L.), cowpea (*Vigna unguiculata* L.(Walp)), groundnuts (*Arachis hypogaea* L.), bambaranuts (*Voandzeia subterranea* L.(thouars)) and these are produced under conventional agriculture. Since early 2000s maize is now grown in conservation agriculture (CA) systems where it is intercropped or rotated with legumes [6].

Low soil productivity in the smallholder farming systems of southern Africa triggered research on different strategies for restoring and improving soil fertility [7,8]. Various combinations of mineral fertilizer and organic nutrient sources have been tested under different socio-economic and biophysical conditions of the smallholder sector of southern Africa [9-12]. Conservation agriculture (CA) is being promoted as a potential solution to declining soil productivity on smallholder farms [5,13]. Improvements in soil properties due to CA practices were observed in some studies [14-17] while little changes in critical soil physico-chemical properties were noted in others [18].

On smallholder farms where CA has been introduced, competition for crop residues between crop and livestock limits full use of the practice because both enterprises are critical for farming families in southern Africa [19]. The competition is further compounded by deteriorating pasture quality in most rural communities [20,21] and decreasing arable land sizes due to the increasing human population [4]. In most instances, smallholders are not producing biomass quantities that can meet the CA mulching and livestock feed requirements in the mixed farming systems [19]. Smallholder CA farmers have resorted to applying plant materials that are available in their localities as mulch in combination with any remaining crop residues at the onset of the cropping season [22].

Tree litter from *Uapaca kirkiana* (Benth), *Brachystegia spiciformis* (Benth) and *Julbernardia globiflora* (Benth) and grass (*Hyparrhenia filipendula* (L.) Stapf.) are available in the Savanna landscape of southern Africa [9,23] and CA farmers have resorted to using them for mulching [22]. *Tephrosia vogelii* ((Hook) f.), *Crotolaria juncea* (L.) and *Crotolaria grahamiana* (Wright & Arn) are leguminous species available for soil fertility improvement [8] but can also provide residues for mulching. Stems/litter of woody leguminous species such as *Acacia angustissima* ((Mill.) Kuntze) and *Sesbania sesban* ((L.) Merr.) decompose slowly [24] and this can be capitalized on to provide soil cover in CA systems where crop residues are scarce.

However, the use of such plant material could introduce N immobilization leading to reduced crop yields [24-26]. Mineral N fertilizer remains a critical requirement whenever CA is practiced in order to reduce the crop yield penalty [27]. Relay intercropping of maize with annual or perennial legume species can offer alternative soil cover in CA systems that are being promoted in mixed crop-livestock systems of southern Africa [28]. Annual legume species such as velvet bean (*Mucuna pruriens* L.), lablab (*Lablab purpureus* L.) and cowpea (*Vigna unguiculata* L.(Walp)) can be relay

cropped with the main cereal crop in CA systems during the growing season [28,29]. Legume species such as *T. vogelii*, *C. grahamiana*, *C. juncea* and *S. sesban* grow and produce lignified plant tissue and their residues can be used for mulching in CA systems. These legumes species have been promoted widely before through agro-forestry and green manuring initiatives in southern Africa [8].

The effect of different mulching materials used in CA systems on maize growth and yield is not well documented under the highly degraded sandy soils of sub-humid areas of Zimbabwe. This study was established to assess the effect of the different mulching materials on maize productivity in CA systems that are being promoted in North-Eastern Zimbabwe. We hypothesized that the different plant materials had similar influence on N uptake and maize yield in the sandy soils of sub-humid Zimbabwe. The objectives were to determine: (1) soil water dynamics, (2) maize leaf chlorophyll content and, (3) maize grain and stover yields under the conventional mouldboard ploughing practice and different mulching materials applied in smallholder CA systems. Maize leaf chlorophyll content was used to assess nitrogen (N) uptake by maize plants. Chlorophyll content is related to N supply to a growing plant [30,31].

2. Materials and Methods

2.1. Description of experimental sites

A two-year experiment was established at three on-farm and one on-station sites. On-farm and on-station sites were used in the study in order to increase replication of the experiment. Logistically the on-station experimental site enabled researchers to collect detailed measurements more frequently during each cropping season. The experiment was established in Goromonzi and Murehwa districts which lie in agro-ecological region II (800–1000 mm annual rainfall) of Zimbabwe [32] and was run in 2012/13 and 2013/14 cropping seasons. Rainfall season commenced in November and ended in April/May with peak rainfall period stretching from December to February. Granitic sand (*Arenosols*, *FAO classification*) with low levels of macro and micro-nutrients (Table 1), is the dominant soil type in the two districts [33,34].

Table 1. Chemical and physical characteristics of soil at the on-farm and on-station experimental sites.

Site	Soil pH	Avail. P (mg kg ⁻¹)	Cmol _c kg ⁻¹			Clay (%)	Silt (%)	Sand (%)
			Ca	Mg	K			
DTC	4.9	19	0.30	0.10	0.06	21	5	74
Gono	3.0	16	0.61	0.26	0.05	9	1	90
Murwira	4.1	30	0.88	0.39	0.24	nd	nd	nd
Unyoro	4.0	14	0.90	0.29	0.09	5	7	88

DTC: Domboshawa Training Centre; nd: not determined.

pH = 0.01 M CaCl₂; available P = Olsen method; Ca, Mg and K = atomic absorption spectroscopy; clay, silt and sand content = hydrometer method.

2.2. Experimental layout and description of treatments

The experiment was laid in a randomized complete block design with three replicates at the on-farm sites and four replicates at the on-station site. The treatments at the on-farm sites were:

1. Conventional mouldboard (V100[®]) ploughing (CP) and seeding after receiving effective rains of more than 20 mm over 2 consecutive days. No crop residues were applied to this treatment as it served as a control;
2. Animal traction direct seeding (*Irmãos Fitarelli, Brazil, model #12*) at the on-set of the cropping season with maize residues applied annually as mulch at 3 t ha⁻¹ on a dry weight basis;
3. Animal traction direct seeding at the on-set of the cropping season with thatching grass applied annually as mulch at 3 t ha⁻¹;
4. Animal traction direct seeding at the on-set of the cropping season with leaf litter applied annually as mulch at 3 t ha⁻¹. The leaf litter was derived from *Uapaca kirkiana*, *Brachystegia spiciformis* and *Julbernardia globiflora* trees;
5. Animal traction direct seeding at the on-set of the cropping season with *C. juncea* residues applied annually as mulch at 3 t ha⁻¹;
6. Animal traction direct seeding at the on-set of the cropping season with *T. vogelii* residues applied annually as mulch at 3 t ha⁻¹.

Planting basins are dug in the same position every season using a hand hoe. The planting basins are reopened before the onset of the rains. Spacing of planting basins varies between countries and available options include 75 cm × 60 cm, 90 cm × 50 cm, 90 cm × 60 cm, and 75 cm × 75 cm [35]. In our experiment each planting basin measured 15 cm × 15 cm × 15 cm and 90 cm × 50 cm spacing was used. The on-station (DTC) site had six treatments which are summarized below:

1. Conventional mouldboard (V100[®]) ploughing (CP) at seeding after receiving effective rains. No crop residues were applied to this treatment as it served as a control;
2. Planting basins dug in October–November each year with maize residues applied annually as mulch at 3 t ha⁻¹ on a weight basis;
3. Planting basins dug in October–November each year with thatching grass applied annually as mulch at 3 t ha⁻¹;
4. Planting basins dug in October–November each year with leaf litter applied annually as mulch at 3 t ha⁻¹ and the leaf litter was derived from *Uapaca kirkiana* trees;
5. Planting basins dug in October–November each year with sunnhemp (*C. grahamiana*) residues applied annually as mulch at 3 t ha⁻¹;
6. Planting basins dug in October–November each year with Tephrosia (*T. vogelii*) residues applied annually as mulch at 3 t ha⁻¹.

Table 2. CA system and the mulching materials used at the on-farm and on-station experimental sites.

Experimental site	CA system	Mulching material used
On-farm	Direct seeding	Maize residues
		Grass
		Leaf litter
		<i>Sunnhemp</i> residues
		<i>Tephrosia</i> residues
On-station	Planting basins	Maize residues
		Grass
		Leaf litter
		<i>Grahamiana</i> residues
		<i>Tephrosia</i> residues

The CA systems and mulching materials used are summarized in Table 2. Conventional ploughing and animal traction direct seeding at the on-farm sites were conducted after receiving effective planting rain (at least 20 mm over two days). All mulching material was applied at seeding in each season and any mulching materials from the previous season were left on the plots when fresh mulch was applied. At the on-station sites *C. grahamiana* was used because *C. juncea* seed was not enough to cover all experimental sites. Chemical analysis of the different plant materials used as mulch in our experiment was not conducted because available laboratories had no capacity to carry out the tests.

2.3. Experimental management

Plots measuring 10 m × 10 m were used at each experimental site and spacing of 90 cm × 25 cm was used in the direct seeding system and 90 cm × 50 cm for planting basins. The target maize population at each site was 44,444 plants ha⁻¹ giving 1 plant per station for the direct seeding system and 2 plants per station for the planting basins. Maize was grown at all experimental sites and a medium duration variety Pioneer 30G19 (Pioneer Hi-Bred International Inc.) was used in both seasons. Maize was seeded on 12 December 2012 in the 2012/13 season and 6 November 2013 in the 2013/14 season. At seeding each treatment received basal compound D fertilizer (8 N:14 P₂O₅:7 K₂O) at 200 kg ha⁻¹, supplying 16, 12 and 11.6 kg ha⁻¹ N, P and K respectively. The maize was topdressed with ammonium nitrate (34.5% N) which was applied at 200 kg ha⁻¹ 5–6 weeks after seeding as a single dose. In 2012/13 season AN was applied on 17 January 2013 while in 2013/14 season topdressing was done on 16 December 2013. Initial weed control in the CA treatments was achieved by applying 2.5 L ha⁻¹ Glyphosate (480 g L⁻¹ active ingredient) soon after seeding maize. Further weed control was done manually whenever weeds had reached 10 cm in height or radius for crawling species.

2.4. Data collection and harvesting procedures

2.4.1. Soil water measurements at the on-station site

Soil water was determined using a Field Scout TM TDR 300 Soil Moisture Meter (Spectrum® Technologies, Inc.). Sampling was done randomly on three spots in the net plot and readings were taken at 20 cm depths. Soil water measurements were taken 14 and 9 times during the 2012/13 and 2013/14 seasons respectively.

2.4.2. Maize leaf chlorophyll and plant height measurements at the on-station site

In vivo chlorophyll content of maize plant leaves was estimated using a portable chlorophyll meter (SPAD-502, Minolta, Tokyo, Japan). Measurements were taken weekly 7 weeks after sowing on the upper most extended leaf from 5 randomly selected plants per plot until early reproductive stage of the maize crop. Plant height was measured from five randomly selected and permanently tagged maize plants. Height was measured from the ground to the tip of the upper most leaf.

2.4.3. Maize yield

At harvest, maize grain and stover yields were measured from a net plot consisting of 2 central

rows that were 5 m long. Field weights of maize grain and stover yields were recorded before taking 10 maize cobs for moisture correction and to determine the shelling percentage of maize. Grain moisture content was recorded after shelling using a grain moisture meter, a mini GAC[®] moisture tester (DICKEY-John, USA). Maize final grain (12.5% moisture content) and stover yields were calculated to a hectare basis. Daily rainfall was recorded manually using a standard rain gauge installed at each experimental site.

2.5. Statistical analysis

Soil water, chlorophyll content, plant height and maize yield data were tested for normality using the Shapiro-Wilk test using Statistics 9 program [36]. The data for each parameter was then subjected to analysis of variance with mulching material as the treatment factor in a randomized complete block design. Regression analysis using the linear model was conducted to assess the relationship between soil water and chlorophyll content. The relationship between plant height and leaf chlorophyll content was also assessed in the six treatments.

3. Results

3.1. Seasonal rainfall and soil water patterns

Seasonal rainfall varied from 555–668 mm in Goromonzi and 615–655 mm in Murehwa during experimentation (Figure 1). The longest dry spells were experienced in 2012/13 cropping season with 12 and 14 continuous days without rain being recorded in Goromonzi and Murehwa during the peak rainfall period. Rainfall was well distributed during the November–February period but dry spells occurred between February and April 2013. Rainfall tailed off in March in both seasons and most rainfall events were recorded during the December–January period.

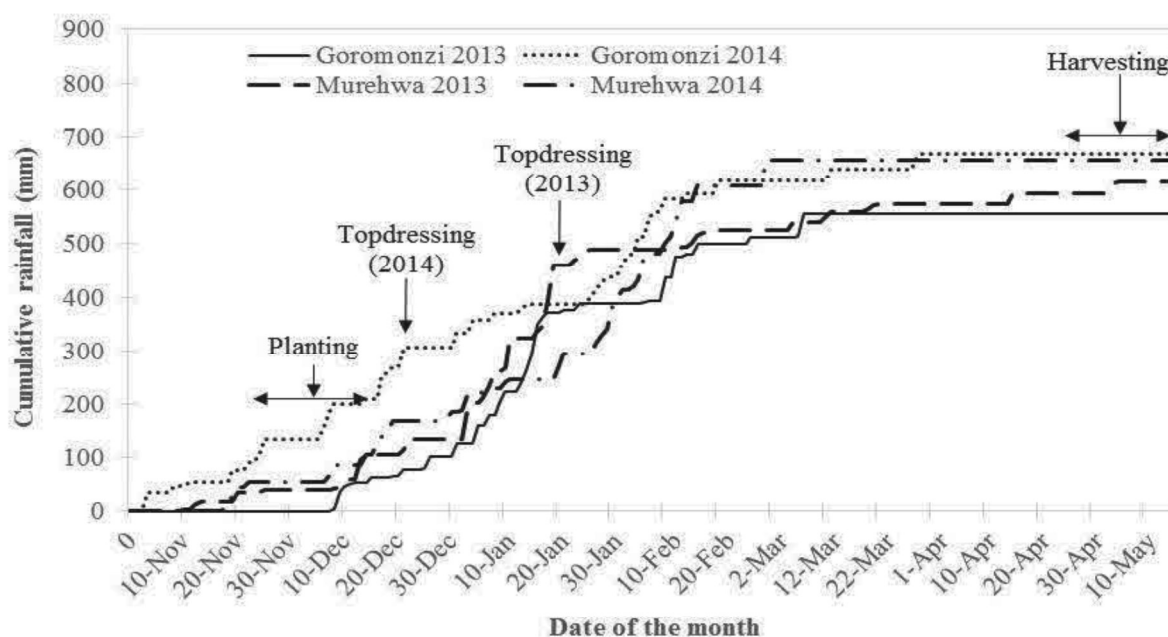


Figure 1. Seasonal rainfall distribution at on-farm and on-station sites in Goromonzi and Murehwa districts during the period of experimentation.

Soil water patterns in the 0–20 cm top soil layer responded to the rainfall received during the cropping period in all treatments. In 2012/13 season maize residue treatment had higher ($p < 0.05$) soil water content than other treatments on 1 February, 8 March, 29 March and 12 April 2013 (Figure 2). *Tephrosia* treatment retained the lowest soil water content during 2012/13 cropping season. In 2013/14 season there were no significant differences in soil water content across the six treatments (Figure 2).

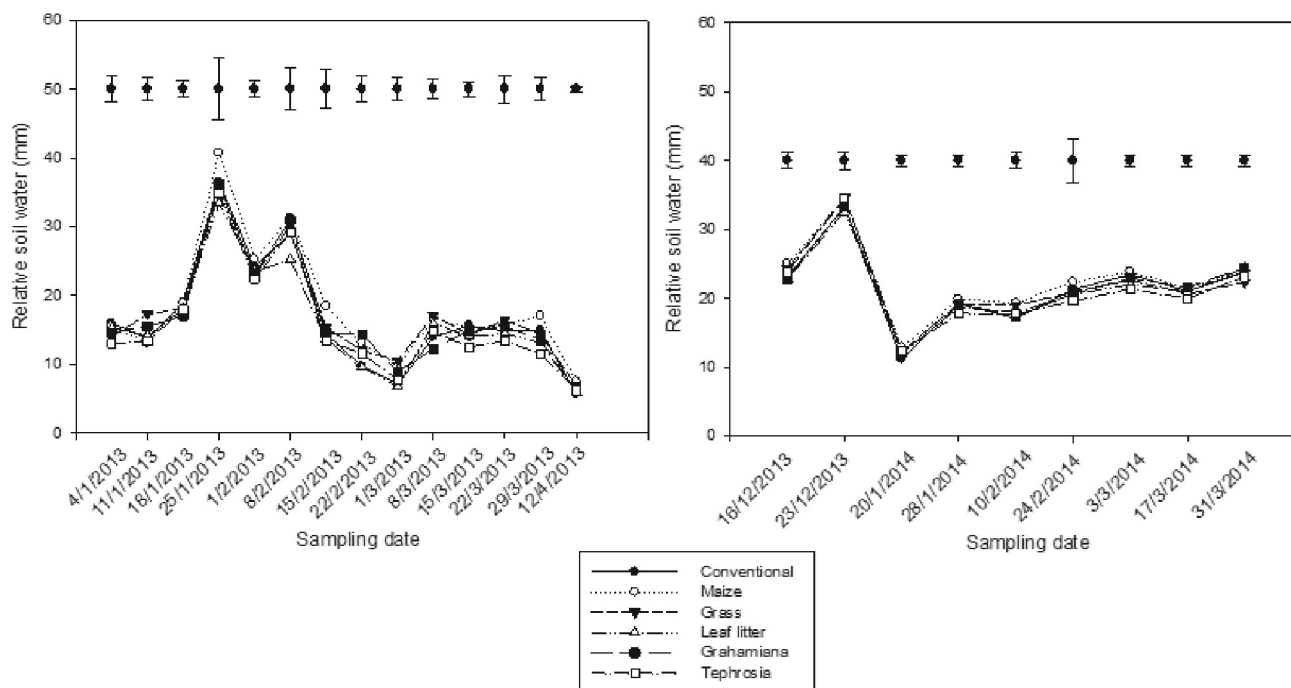


Figure 2. Soil water distributions patterns in the top 0–30 cm soil layer under five different mulching materials and conventional ploughing during 2012/13 and 2013/14 cropping seasons at the on-station experimental site. Vertical bar at each sampling date represents the standard error of the difference between treatment means.

3.2. Maize chlorophyll content and plant height at DTC site

Leaf chlorophyll content was significantly different on 2 occasions only across the 6 treatments. On 6 January ($p = 0.039$) and 24 February ($p = 0.036$) maize plants under the conventional treatment had the higher chlorophyll content than the other treatments (Figure 3). Of the three commonly used mulching materials on smallholder farms, the grass treatment had the lowest chlorophyll content in the maize ear leaf. However, *Tephrosia* mulched treatment had the lowest chlorophyll content during the cropping season. *C. grahamiana* residue treatment had higher chlorophyll content compared with *Tephrosia* mulched plots throughout the season. Generally mulching materials derived from non-leguminous plant species had higher chlorophyll content compared with treatments under *Grahamiana* and *Tephrosia* residue cover. The relationship between soil water and leaf chlorophyll content was not significant in 2013/14 cropping season. The shortest maize plants were observed in the grass and *Tephrosia* mulched treatments during the January–February period (Figure 4). The tallest maize plants were observed in the maize residue mulched treatment. Maize plant growth under *C. grahamiana* and *Tephrosia* residues was slower than CP, maize residues and leaf litter treatments.

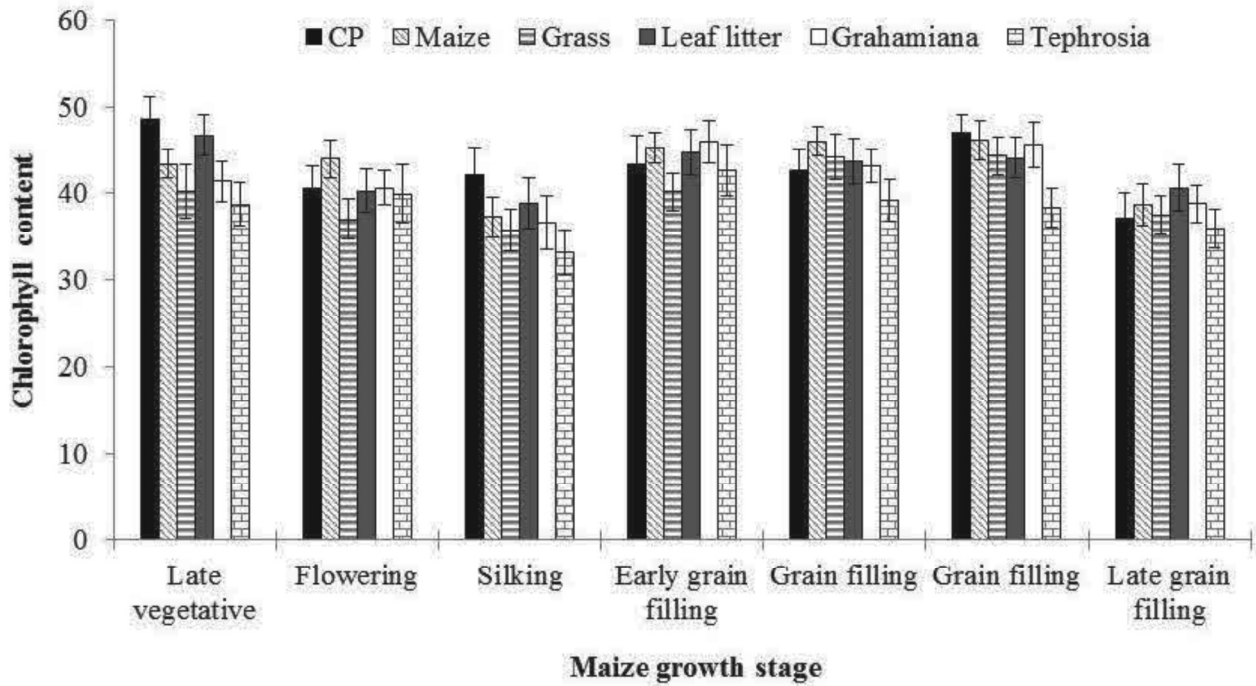


Figure 3. Chlorophyll content (*unitless*) patterns in the maize ear leaf under six treatments tested during the 2013/14 cropping season at the on-station experimental site. Vertical bar represents the standard error of means at each maize growth stage ($n = 12$).

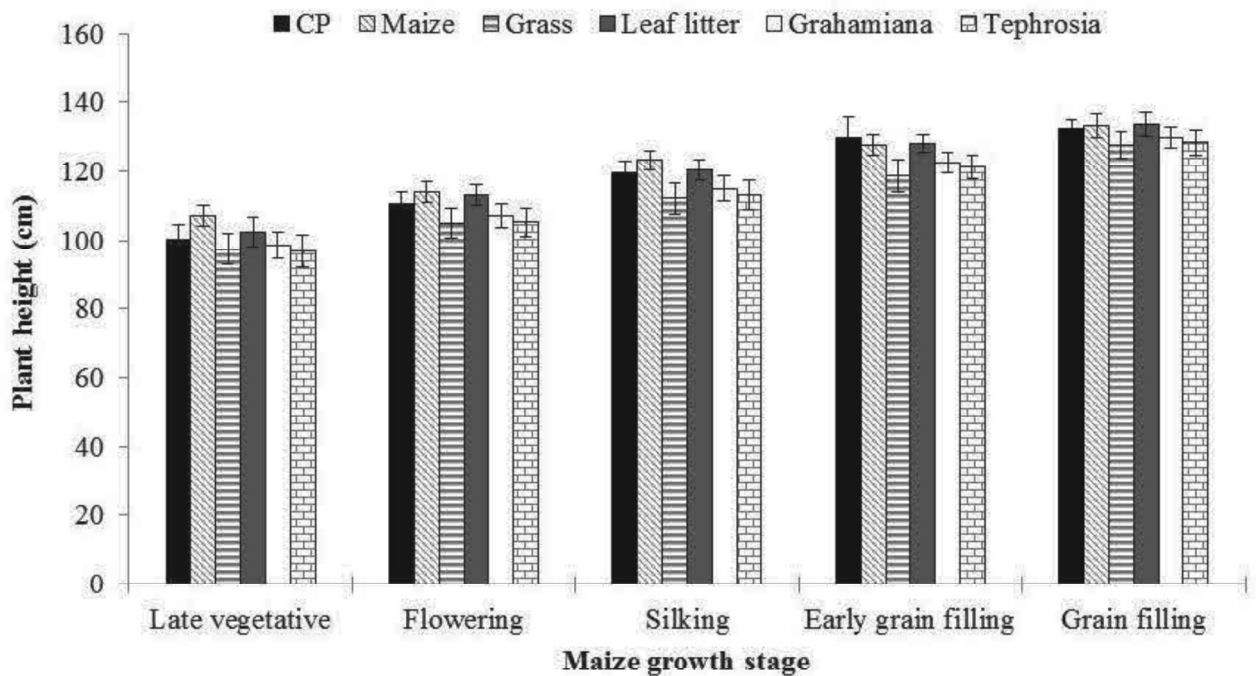


Figure 4. Maize plant height under different mulching materials in CA during the 2013/14 cropping season at DTC. Vertical bar represents the standard error of means at each maize growth stage ($n = 12$).

3.3. Maize responses to different treatments at the DTC on-station site

There were no significant differences in plant population across the six treatments in 2012/13 and 2013/14 seasons. Maize grain yield differed significantly across the six treatments in 2012/13 and 2013/14 seasons (Table 3). In 2012/13 season CP treatment had 1045, 965 and 727 kg ha⁻¹ more ($p = 0.033$) grain than maize residues, grass and leaf litter treatments, respectively. The CP treatment significantly out-yielded *C. grahamiana* and *Tephrosia* treatments by 1041 and 1265 kg ha⁻¹. In the same season the six treatments had no significant effect on maize stover yield. In 2013/14 cropping season leaf litter treatment outperformed the *Tephrosia* treatment only. As observed with grain yield, the leaf litter treatment also gave the highest stover yield compared with the other treatments. Regression analysis indicated no significant relationships between maize plant height and chlorophyll content under each treatment.

Table 3. Maize plant population (plants ha⁻¹) and, grain and stover yield responses (kg ha⁻¹ on dry matter basis) to different treatments applied at the on-station experimental site in 2012/13 and 2013/14 cropping seasons.

Harvest year	Treatment	Plant population	Grain yield	Stover yield
2013	Conventional practice	42,274	2416 ^a	1363
	Maize residues	42,635	1371 ^b	1585
	Grass	43,669	1451 ^b	1318
	Leaf litter	44,205	1689 ^b	1483
	<i>Grahamiana</i> residues	43,083	1375 ^b	1448
	<i>Tephrosia</i> residues	39,842	1151 ^b	944
	P-value	ns	0.033	ns
	SED	1597	348	214
2014	Conventional practice	39,176	4007 ^a	4249
	Maize residues	38,049	4177 ^a	4205
	Grass	37,160	3414 ^{ab}	3099
	Leaf litter	36,404	4288 ^a	4621
	<i>Grahamiana</i> residues	37,185	3433 ^{ab}	3692
	<i>Tephrosia</i> residues	36,434	2447 ^b	2890
	P-value	ns	0.010	ns
	SED	1743	666	643

ns: not significant; SED: standard error of the difference between treatment means

3.4. Maize responses to different mulching materials at the on-farm sites

The treatments had no significant influence on maize population across the on-farm experimental sites. In the first season the six treatments had no significant effect on maize grain and stover yields. However, in 2013/14 season significant maize yield differences were detected across the six treatments tested across the three smallholder farms (Table 4). Only the grass mulched treatment significantly outperformed CP by 1230 kg ha⁻¹ and *Tephrosia* by 1490 kg ha⁻¹ maize grain. Maize stover yield was also influenced ($p = 0.005$) by the six treatments. Leaf litter and *Tephrosia* treatments had the highest and lowest maize stover yield respectively in 2013/14 season.

Table 4. Maize plant population (plants ha⁻¹) and, grain and stover yield (kg ha⁻¹ on dry matter basis) responses to different treatments applied at five farms in 2012/13 and three farms in 2013/14 cropping seasons in Goromonzi and Murehwa districts of Zimbabwe.

Harvest year	Treatment	Plant population	Grain yield	Stover yield
2013	Conventional practice	nd	2423	3235
	Maize residues	nd	1993	3017
	Grass	nd	2248	3615
	Leaf litter	nd	2304	3444
	<i>Grahamiana</i> residues	nd	2020	3544
	<i>Tephrosia</i> residues	nd	2273	3318
	P-value	nd	ns	ns
	SED	nd	332	729
2014	Conventional practice	28,277	2061 ^{cd}	3443 ^{abc}
	Maize residues	29,701	3067 ^{abc}	4212 ^{ab}
	Grass	28,108	3291 ^a	4343 ^a
	Leaf litter	29,083	3133 ^{ab}	4414 ^a
	<i>Grahamiana</i> residues	29,039	2432 ^{abcd}	3312 ^{bc}
	<i>Tephrosia</i> residues	29,770	1801 ^d	2693 ^c
	P-value	ns	0.015	0.005
	SED	1504	510	518

nd: not determined in 2012/13 season; ns: not significant; SED: standard error of the difference between treatment means

4. Discussion

4.1. Soil water patterns in the six treatments

Soil water responses to the seasonal rainfall pattern and the amount of soil water retained under each treatment varied throughout the season. At the time most measurements were taken, the maize residue treatment had more soil water compared with the other treatments. The maize residues used for mulching was a mixture of stems and leaves, and these could have captured more of the rainwater allowing it to infiltrate into the soil. High soil cover substantially reduces surface runoff allowing more time for rainwater to infiltrate into the soil, and can reduce soil evaporation by 30–50% under some agro-ecological conditions [37,38]. *Tephrosia* residues, which comprised mostly twigs, retained the least amount of soil water. The *Tephrosia* twigs/stems could not cover much of the surface area, and hence more soil water could have been lost through evaporation from the *Tephrosia* treatment.

4.2. Maize leaf chlorophyll content and plant heights in the different treatments

Maize plants in the CP treatment had the highest chlorophyll content. This could be attributed to suppressed N uptake by maize plants wherever plant residues were applied as mulch. Plant residues used had high C:N ratio and this could have promoted N immobilization during the cropping season. Plant residues with high C:N ratio (for example >42:1 for maize stover) often stimulate immobilization of soil N by micro-organisms [26] and more N from other sources is required to offset the negative

effects of limited N supply to the growing crops. Plant residues with C:N ratios of <20:1 often decompose fast, release N and nutrients to the soil [39] and these would not be ideal for incorporating into smallholder CA systems for mulching purpose. Ideal mulching material could be plant materials that decompose slowly and provide soil cover for much longer during the cropping season. Leaf litter might not be a source of N during the first 60–90 days of its decomposition [23], hence mineral fertilizer becomes a critical input for smallholders using this natural resource in their CA farming system. Of the three commonly used mulching materials on smallholder farms, grass had the least chlorophyll content. Grass species common in miombo dominated forests of Zimbabwe can have C:N ratios >42:1 [23] and their use as surface cover in CA systems can promote N immobilization. The relationship between soil water and leaf chlorophyll content was not significant in the different treatments. The lack of significant relationship between these two parameters suggests that soil water did not limit the uptake of N by the growing maize plants. Soil water was similar across the six treatments at most occasions when measurements were taken. Maize leaf chlorophyll content observed in our study are consistent with findings from previous studies under conventional agriculture in rainfed systems [31,40].

Maize plant height was not significantly influenced by the different treatments despite the differences observed with leaf chlorophyll content across the six treatments at DTC site. These results suggest that the basal and topdressing fertilizer supplied adequate nutrients that offset the negative effects of the different mulching materials on N availability to the maize crop. Basal fertilization at seeding supplied 16, 12 and 11.6 kg ha⁻¹ N, P and K respectively, and a further 69 kg N ha⁻¹ was applied as topdressing fertilizer. Nitrogen is an important yield determining factor in no-till systems worldwide [27].

4.3. Maize yield responses to different treatments

Maize responded positively to the six treatments in the first season at DTC. Soil at DTC had higher pH and clay content, and maize often grows well at soil pH greater than 5.5 [41]. The CP treatment had higher grain yield than the five mulch treatments in the first season, a trend consistent with observations made at the on-farm sites and leaf chlorophyll content results. These results suggest that in the CP treatment N uptake was higher than the mulched treatments in mulched CA treatments. Residues of legumes such as *Cajanus cajan* (L.), *Leucaena leucocephala* (L.) and *Desmodium* residues cause N immobilization in the first 30-90 days of the cropping season [25]. Similarly residues of species such as *Acacia angustissima* can also immobilize N when they are incorporated in conventional moldboard ploughing system [24].

At the on-farm sites maize yield responses to different treatments varied from site to site and there were no significant yield differences in the first season. The soils at the on-farm sites were highly degraded, with pH below the optimum 5.5 for maize [41]. Decomposing plant materials applied as mulch could not influence soil chemical properties to give a crop response in the first season. However, in the second season maize residue, grass, leaf litter and *Grahamiana* treatments had higher yields than *Tephrosia*. Plant residues from the first season had decomposed and improved soil conditions. For example leaf litter is a source of plant nutrients and the material decomposes easily thereby releasing nutrients to the soil [9,23,42].

Tephrosia residue mulching was the least performing treatment across the two cropping seasons. The *Tephrosia* residues consisted of stems and branches, and these decomposed slowly resulting in

more N lock up as reflected by low leaf chlorophyll content and shorter maize plants shown by on-station measurements. Tree litter consisting of predominantly twigs immobilizes soil N [23], and this could have happened in the *Tephrosia* residue treatment. The woody plant material has higher C:N ratio and this induces an increased demand for N by decomposers in the soil thereby depriving growing maize plants of N. Our results showed that *C. grahamiana* residues did not suppress maize yield as much as *Tephrosia*, suggesting the former has lower ratios of carbon, N, lignin and polyphenols that influence decomposition of plant material. At the on-station site, maize yield differences between the 2 seasons can be attributed to differences in rainfall distribution during the cropping season. In the first season, rainfall was lower than 2014, with 2 long dry spells experienced between the end of December 2012 and February 2013. Rainfall also tailed off earlier in 2013 where the last effective rains were recorded in the middle of March 2013.

5. Conclusions and Recommendations

The study assessed the effect of leguminous and non-leguminous plant materials used for mulching on maize crop growth under the sub-humid conditions of Zimbabwe. In a season with dry spells during maize grain filling stage, illustrated by 2012/13, maize residue cover conserved more soil water during the cropping season. Maize N uptake fluctuated during the growing season under the conventional and different mulching treatments. Our results show that with adequate basal and topdressing fertilization, the different mulching materials under CA have a similar effect on maize growth and the resultant grain and biomass yields. Adequate fertilization is therefore critical in CA systems where smallholder farmers use different plant materials as mulch. Decomposing residues of *C. grahamiana* and *Tephrosia* can promote N immobilization and are therefore not a direct source of N when the two leguminous species are grown to full maturity. Adequate mineral N fertilization is therefore critical if farmers apply these residues as mulch in CA systems that are being promoted in the smallholder sector.

Our study was conducted over two seasons and would be worth repeating for a longer period in order to get full insights on how the different mulch types influence maize growth and yield under different season qualities. The experiment will generate more valuable information for smallholder CA farmers if different application rates of different mulching materials and mineral fertilizer are tested together. Future studies could also focus on nutrient release patterns of the different plant materials that are used as mulch in smallholder CA systems in southern Africa. The leguminous species used in the study were allowed to grow to maturity before their residue was used for mulching. It would be worthwhile to explore the effect of mulching materials of leguminous residues grown to different growth stages on soil and crop productivity in CA systems.

Acknowledgements

This study is embedded in the MAIZE CGIAR Research Program and was funded by the Australian Centre for International Agricultural Research (ACIAR) through project number CSE/2010/022 (*Integrating crops and livestock for improved food security and livelihoods in rural Zimbabwe*). The authors acknowledge the support received from farmers and AGRITEX officers in Goromonzi and Murehwa districts of Zimbabwe. We acknowledge the efforts of Jefias Mataruse, Wadzanayi Mvundura and Miriam Zenda in data collection.

Conflict of interest

The authors declare no conflict of interest in this publication.

References

1. Romney DL, Thorne P, Lukuyu B, et al. (2003) Maize as food and feed in intensive smallholder systems: management options for improved integration in mixed farming systems of east and southern Africa. *Field Crops Res* 84: 159-168.
2. Valbuena D, Erenstein O, Homann-Kee Tui S, et al. (2012) Conservation Agriculture in mixed crop–livestock systems: Scoping crop residue trade-offs in Sub-Saharan Africa and South Asia. *Field Crops Res* 132: 175-184.
3. Rufino MC, Rowe EC, Delve RJ, et al. (2006) Nitrogen cycling efficiencies through resource-poor African crop-livestock systems. *Agric Ecosyst Environ* 112: 261-282.
4. Twomlow SJ, Steyn JT, du Preez CC (2006) Dryland farming in southern Africa. Chapter 19. In: Petersen GA, Unger WP, Payne WA (eds.). *Dryland Agriculture* 2nd Ed. Agronomy Monograph N°. 23. American Society of Agronomy, Madison, Wisconsin. 769-836.
5. Homann Kee-Tui S, Bandason E, Maute F, et al. (2013) *Optimizing livelihood and environmental benefits from crop residues in smallholder crop-livestock systems in southern Africa: Crop residue uses and trade-offs, exploring options for sustainable intensification with stakeholders*. International Crops Research Institute for Semi-Arid Tropics (ICRISAT), Patancheru 502 324, Andhra Pradesh, India. 60.
6. Wall PC, Thierfelder C, Ngwira A, et al. (2013) Conservation Agriculture in Eastern and Southern Africa. In: Jat, R.A., Graziano de Silva, J., (Eds.), *Conservation Agriculture: Global Prospects and Challenges*. CABI, Cambridge USA, ISBN-13: 9781780642598.
7. Waddington SR, Murwira HK, Kumwenda JDT, et al. (eds.) (1998) *Soil Fertility Research for Maize-Based Farming Systems in Malawi and Zimbabwe*. Proceedings of the Soil Fert Net Results and Planning Workshop held from 7 to 11 July 1997 at Africa University, Mutare, Zimbabwe. Soil Fert Net and CIMMYT-Zimbabwe, Harare, Zimbabwe. 312.
8. Waddington SR (2003) Grain legumes and green manures for soil fertility in southern Africa-Taking stock of progress. Proceedings of a Conference held 8-11 October 2002 at Leopard Rock Hotel, Vumba, Zimbabwe. Soil Fert Net and CIMMYT-Zimbabwe. 246.
9. Nyathi P, Campbell B (1995) Interaction effect of tree leaf litter, manure and inorganic fertilizer on performance of maize in Zimbabwe. *Afr Crop Sci J* 3: 451-456.
10. Mtambanengwe F, Mapfumo P (2005) Organic matter management as an underlying cause of soil fertility gradients on smallholder farms in Zimbabwe. *Nutr Cycl Agroecosys* 73: 227-243.
11. Zingore S, Murwira HK, Delve RJ, et al. (2007) Influence of nutrient management strategies on variability of soil fertility, crop yields and nutrients balances on smallholder farms in Zimbabwe. *Agric Ecosyst Environ* 119: 112-126.
12. Rusinamhodzi L, Corbeels M, Zingore S, et al. (2013) Pushing the envelope? Maize production intensification and the role of cattle manure in recovery of degraded soils in the smallholder farming areas of Zimbabwe. *Field Crops Res* 147: 40-53.
13. Thierfelder C, Rusinamhodzi L, Ngwira AR, et al. (2014) Conservation agriculture in Southern Africa: Advances in knowledge. *Renew Agric Food Syst* 30: 1-21.

14. Govaerts B, Sayre, KD, Goudeseune B, et al. (2009) Conservation agriculture as a sustainable option for central Mexican highlands. *Soil Till Res* 103: 222-230.
15. Thierfelder C, Wall PC (2009) Effects of conservation agriculture techniques on infiltration and soil water content in Zambia and Zimbabwe. *Soil Till Res* 105: 217-227.
16. Mupangwa W, Twomlow S, Walker S (2013) Cumulative effects of reduced tillage and mulching on soil properties under semi-arid conditions. *J Arid Environ* 91: 45-52.
17. Nyamangara J, Marondedze A, Masvaya EN, et al. (2014) Influence of basin-based conservation agriculture on selected soil quality parameters under smallholder farming in Zimbabwe. *Soil Use Manag* 30: 550-559.
18. Cheesman S, Thierfelder C, Eash NS, et al. (2016) Soil carbon stocks in conservation agriculture systems of southern Africa. *Soil Till Res* 156: 99-109.
19. Duncan AJ, Tarawali SA, Thorne PJ, et al. (2013) Integrated crop/livestock systems – a key to sustainable intensification in Africa. *Trop Grassl* 1: 202-206.
20. Delve RJ, Cadisch G, Tanner JC, et al. (2001) Implications of livestock feeding management on soil fertility in the smallholder farming systems of sub-Saharan Africa. *Agric Ecosyst Environ* 84: 227-243.
21. Rufino MC, Dury J, Tittonell P, et al. (2011) Competing use of organic resources, village-level interactions between farm types and climate variability in a communal area of NE Zimbabwe. *Agric Syst* 104: 175-190.
22. Mashango G (2015) Conservation agriculture challenges in developing countries and possible solutions – the case of Gokwe South district, Zimbabwe. *J Techn Sci* Special Issue 1: 67-80.
23. Mtambanengwe F, Kirchmann H (1995) Litter from a Tropical Savanna woodland (miombo): Chemical composition and C and N mineralization. *Soil Biol Biochem* 27: 1639-1651.
24. Chikowo R, Mapfumo P, Leffelaar PA, et al. (2006) Integrating legumes to improve N cycling on smallholder farms in sub-humid Zimbabwe: resource quality, biophysical and environmental limitations. *Nutr Cycl Agroecosys* 76: 219-231.
25. Palm CA, Sanchez PA (1991) Nitrogen release from the leaves of some tropical legumes as affected by their lignin and polyphenolic contents. *Soil Biol Chem* 23: 83-88.
26. Gentile R, Vanlauwe B, van Kessel C, et al. (2009) Managing N availability and losses by combining fertilizer N with different quality residues in Kenya. *Agric Ecosyst Environ* 131: 308-314.
27. Lundy ME, Pittelkow CM, Linqvist BA, et al. (2015) Nitrogen fertilization reduces yield declines following no-till adoption. *Field Crops Res* 183: 204-210.
28. Mhlanga B, Cheesman S, Maasdorp B, et al. (2015) Contribution of cover crops to the productivity of maize-based conservation agriculture systems in Zimbabwe. *Crop Sci* 55: 1791-1805.
29. Whitbread AM, Jiri O, Maasdorp B (2004) The effect of managing improved fallows of *mucuna pruriens* on maize production and soil carbon and nitrogen dynamics in sub-humid Zimbabwe. *Nutr Cycl Agroecosys* 69: 59-71.
30. Pandey RK, Maranville JW, Chetima MM (2000) Deficit irrigation and nitrogen effects on maize in a Sahelian environment II. Shoot growth, nitrogen uptake and water extraction. *Agric Water Manag* 46: 15-27.
31. Liu K, Wiatrak P (2011) Corn (*Zea mays* L.) plant characteristics and grain yield response to N fertilization programs in no-till system. *Am J Agric Biol Sci* 6: 279-286.

32. Vincent V, Thomas RG (1961) An agro-ecological survey of Southern Rhodesia: Part I agro-ecological survey. Salisbury, Government Printers.
33. Nyamapfene K (1991) Soils of Zimbabwe. Nehanda Publishers (Pvt) Ltd, Harare, Zimbabwe.
34. Burt R, Wilson MA, Kanyanda CW, et al. (2001) Properties and effects of management on selected granitic soils in Zimbabwe. *Geoderma* 101: 119-141.
35. Twomlow S, Urolov JC, Jenrich M, et al. (2008) Lessons from the field – Zimbabwe’s conservation agriculture task force. *J Semi-Arid Trop Agric Res* 6: 1-11.
36. Statistix. Statistix 9: Analytical Software. 2008. Available from: www.statistix.com
37. Hatfield JL, Sauer TJ, Prueger JH (2001) Managing soils to achieve greater water use efficiency: A review. *Agron J* 93: 271–280.
38. Monzon JP, Sadras VO, Andrade FH (2006) Fallow soil evaporation and water storage as affected by stubble in sub-humid (Argentina) and semi-arid (Australia) environments. *Field Crops Res* 98: 83-90.
39. Muchecheti F, Madakadze IC, Soundy P (2012) Production of rape (*Brassica napus* L.) on soils amended with leguminous tree prunings: Yield responses in relation to the chemical composition of the tree prunings. *Afr J Agric Res* 7: 3541-3549.
40. Cairns JE, Sanchez C, Vargas M, et al. (2012) Dissecting maize productivity: Ideotypes associated with grain yield under drought stress and well-watered conditions. *J Int Plant Biol* 54: 1007-1020.
41. Lafitte HR (1994) Identifying production problems in tropical maize: a field guide. Mexico, D.F. CIMMYT.
42. Nezomba H, Mtambanengwe F, Chikowo R, et al. (2014) Sequencing integrated soil fertility management options for sustainable crop intensification by different categories of smallholder farmers in Zimbabwe. *Exp Agric* 51: 17-41.



AIMS Press

© 2016 W. Mupangwa et al., licensee AIMS Press. This is an open access article distributed under the terms of the Creative Commons Attribution License (<http://creativecommons.org/licenses/by/4.0>)